




## 2013 Inside Lift Systems

## INSIDE VEHICLE LIFTS



MADE IN USA

	BEST IN CLASS		BETTER		GOOD
					
	<b>AL435</b> Axis III Inside Lift	<b>AL435LP</b> Axis III Low Profile Inside Lift	<b>AL425</b> Axis II / Premium Inside Lift	<b>AL225</b> Axis II / Economy Inside Lift	<b>AL215</b> Axis I / Economy Inside Lift

<b>Operations</b>	Power Lift, Power Rotate, Power Extend	Fully Powered Lifting, Boom Extension and Rotation	Power Lift, Power Rotate	Power Lift, Power Rotate	Power Lift, Manual Rotate
<b>Mobility Devices</b>	Power Chairs, Scooters, Manual Wheelchairs	Power Chairs and Scooters,	Power Chairs, Scooters, Manual Wheelchairs	Power Chairs, Scooters, Manual Wheelchairs	Power Chairs, Scooters, Manual Wheelchairs
<b>Adjustable Boom Height</b>	31" - 39"	28" - 36"	30" - 41"	30" - 41"	30" - 40"
<b>Adjustable Boom Length</b>	21" - 33"	21" - 33"	25.5" - 32.5"	21.25" - 32.25"	21.25" - 32.25"
<b>Adjustable Boom Pitch</b>	0° - 35°	0° - 35°	0° - 30°	5°	5°
<b>Lifting Weight Capacity</b>	400 lbs. (181 kg)	400 lbs. (181 kg)	400 lbs. (181 kg)	250 lbs. (113 kg)	250 lbs. (113 kg)
<b>Installed Weights</b>	76 lbs. (34.5 kg)	75 lbs. (34 kg)	66 lbs. (30 kg)	55 lbs. (25 kg)	42 lbs. (19 kg)
<b>Docking Device</b>	Included	Included	Included	Included	Included

### Benefits

- |   |   |  |   |  |
|---|---|--|---|--|
| <ul style="list-style-type: none"> <li>• 12 Full Inches of Power Extension to Reach Beyond Rear Bumper</li> <li>• Action Base Provides Flexibility when Installing</li> <li>• Passenger or Driver Install</li> <li>• Wireless Keychain, Remotes Included</li> <li>• 425 lbs. Bariatric Upgrade Available</li> <li>• 3-Year Transferable Warranty</li> </ul> | <ul style="list-style-type: none"> <li>• Unique offset arm loads mobility device from curbside or over 24" tailgate</li> <li>• 12 full inches of power extension to 43" maximum</li> <li>• Action base for flexibility in passenger or driver installation</li> </ul> | <ul style="list-style-type: none"> <li>• Modern Automotive Appearance with Built-in Offset to Load/Unload from Side of Vehicle</li> <li>• Low Profile Design Requires Only 30" of Opening Height</li> <li>• Passenger Side or Driver Side Install</li> <li>• Optional Wireless Remote Control</li> <li>• Optional Fold-down Arm when not Transporting Mobility Device</li> <li>• 3-Year Transferable Warranty</li> </ul> | <ul style="list-style-type: none"> <li>• Light-duty, Economical Solution for AL425</li> <li>• Weather Resistant Pendant</li> <li>• Adjustable Base and Lift Strap</li> <li>• Integrated Offset Post Provides Easy Pick-up/Delivery of Mobility Device to Side of Vehicle</li> <li>• 3-Year Transferable Warranty</li> </ul> | <ul style="list-style-type: none"> <li>• Economical Solution for Loading a Personal Mobility Device</li> <li>• Weather Resistant Pendant</li> <li>• Adjustable Base and Lift Strap</li> <li>• Integrated Offset Post Provides Easy Pick-up/Delivery of Mobility Device to Side of Vehicle</li> <li>• 3-Year Transferable Warranty</li> </ul> |
|---|---|--|---|--|



Refined Hand Control



Foldable Arm

Extensive Docking Device Selection


## HYBRID VEHICLE LIFTS



	<b>AL600</b> Hybrid Platform Lift	<b>AL625</b> Hybrid Van Lift	<b>AL625HD</b> HD Hybrid Van Lift	<b>AL690</b> Side Door Hybrid Platform Lift
<b>Accommodates</b>	Minivans, SUV's, Full-size Vans and Even Some Crossovers	Minivans and Full Size Vans	Minivans and Full Size Vans	Minivans
<b>Mobility Devices</b>	Power Chairs, Scooters	Power Chairs, Scooters	Power Chairs, Scooters	Power Chairs, Scooters
<b>Platform Size</b>	28" x 38" - 50" Adjustable Width	27" W x 44" L 28" W x 46.25" L 27" W x 37" L	27" W x 44" L 28" W x 46.25" L 27" W x 37" L	17" x 28" - 38" Adjustable Width
<b>Lifting Weight Capacity</b>	350 lbs. (160 kg)	350 lbs. (160 kg)	400 lbs. (181 kg)	275 lbs. (125 kg)
<b>Installed Weights</b>	179 lbs. (81 kg)	170 lbs. (77 kg)	173 lbs. (78 kg)	186 lbs. (84.5 kg)
<b>Maximum Overall Length</b>	38" up to 50" with opt. wheel cradle	Dual Entry - 36" Single Entry - 40"	Dual Entry - 36" Single Entry - 40"	38"
<b>Method of Securement</b>	4 Straps	4 Straps	4 Straps	4 Straps

### Benefits

- |  |   |   |  |
|--|---|---|--|
| <ul style="list-style-type: none"> <li>• Most Compact Lift in the Industry</li> <li>• Drive On/Drive Off Platform</li> <li>• 43" Mounting Depth</li> <li>• 32" Mounting Height</li> <li>• Vertical Reach of 33.5"</li> <li>• Emergency Manual Operation Back-up System</li> <li>• Remote Hand Control (Wireless Option)</li> <li>• 3-Year Transferable Warranty</li> </ul> | <ul style="list-style-type: none"> <li>• Drive On/Drive Off Platform</li> <li>• 45" Mounting Depth</li> <li>• 37" Mounting Height</li> <li>• Vertical Reach of 32"</li> <li>• Emergency Manual Operation Back-up System</li> <li>• Remote Hand Control (Wireless Option)</li> <li>• 3-Year Transferable Warranty</li> </ul> | <ul style="list-style-type: none"> <li>• Drive On/Drive Off Platform</li> <li>• 45" Mounting Depth</li> <li>• 37" Mounting Height</li> <li>• Vertical Reach of 32"</li> <li>• Emergency Manual Operation Back-up System</li> <li>• Remote Hand Control (Wireless Option)</li> <li>• 3-Year Transferable Warranty</li> </ul> | <ul style="list-style-type: none"> <li>• Mounts to Existing 2<sup>nd</sup> Row Seat Hardware</li> <li>• No 3<sup>rd</sup> Row Seating Interference in Most Applications</li> <li>• 56" Mounting Depth</li> <li>• 32" Mounting Height</li> <li>• Vertical Reach of 33.5"</li> <li>• Emergency Manual Operation Back-up System</li> <li>• Remote Hand Control (Wireless Option)</li> <li>• 3-Year Transferable Warranty</li> </ul> |
|--|---|---|--|



MADE IN USA

## Popular Accessories

WIRELESS KEYCHAIN REMOTES



FALSE FLOOR BRACKET



NO DRILL FOR STOW N GO



PORTABLE BATTERY PACK



## Also Available from Harmar

SCOOTER LIFTS



POWER CHAIR LIFTS



VERTICAL LIFTS



STAIR LIFTS



INCLINE LIFT




CURVED LIFT



DUMBWAITER



HOME ELEVATORS



2075 47th Street, Sarasota, FL 34234 | 800-833-0478 | [www.harmar.com](http://www.harmar.com)

© 2013 Harmar 04/04/2013

